



860 MHz 4-PORT OPTICAL NODE [ON-860-4-x-x-R-x]

Fiber Products, Optical Nodes

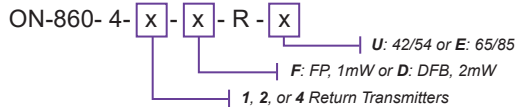
Taikan
ESTD. 1973

Features

- Four High Level Output Ports with GaAs Power Double Amplifier Module
- 15 A Current Capacity (Steady State) and 25 A Surge Survivability
- Surge Resistant Circuitry Ensures Gain Stage Protection without Fuses or from Failure Causing Devices
- 40-90V AC High-efficiency Switch Mode Power Supply
- Standard Fiber Management Tray Provides Fiber and Connector Storage for Up to 6 Connector Pairs
- Select 1, 2 or 4 Return (Upstream) Path Optical Transmitters
- Local Test Points and LED Indicators on Optical Receivers and Transmitters to Simplify Installation and Maintenance
- The ON-860-4-x-x-R-x Launch Amplifier uses Fixed-value Plug-in Accessories
- Forward (Downstream) Output Test Point and Return(Upstream) Input Test Point for Each Port on the Launch Amplifier Ensures Optimum Design and Alignment



Ordering Information



FP Advantage: Economical and ideal for less stringent performance systems.

DFB Advantage: Designed for high capacity return (upstream) traffic and analog video carrier transmission

Model Number	Description	Box Weight	Dimensions (LxWxH)
ON-860-4-x-x-R-x	4 Port Optical Node	10 kgs (22 lbs)	38 x 20 x 19cm (15 x 8 x 7.5in)

Forward Optical Receiver Module

Optical Wavelength	1000 ~ 1600 nm
Input Optical Reflection Loss	>45 dB
Photoelectric Module Response	0.85 A/W
Max Optical Input Power	3 mW
Optical Input Test Point	1 ± 0.2 V/mW

RF Amplifier Characteristics

Forward Bandwidth (option)	54/85-860 MHz	
Frequency Response	0.5 dB	
Noise Figure	< 9.5 dB	
Output Reflection Loss	> 16 dB	
Output Level	103mW/50dB	
Distortion: CTB	< -72 dBc	
Distortion: CSO	< -68 dBc	
Test Level	59 Analog Channels +200 MHz Digital -20 dB	

Return Optical Transmission (Optional)

Bandwidth (option)	5-42/65 MHz	
Optical Output Power Level	FP: 1 mW	DFB: 2 mW
Wavelength	FP: 1310 nm	DFB: 1310 nm
Optical Connector	SC / APC	
Optical Output Test Point	1 ± 0.2 V/mW	

Electrical Characteristics

Voltage	40-90 VAC	
Frequency	47-63 Hz	
Power Consumption	70 W typical, 94 W maximum	

Optical Accessories

ON-R

Receiver Accessory for 4 Port Optical Node



- Converts the received optical signal to broadband RF

ON-T-x

Transmitter Accessory for 4 Port Optical Node



- Converts broadband RF signals to optical signals
- Available in a FP or DFB laser option

ON-ATT-xx


Attenuator Plug In for 4 Port Optical Node



- Used to adjust the amplifier levels on the 4 port optical node.
- Available in a 2, 4, 6, 8, 10, 12, 14, 16, 18, 20 and 22 dB option.

ON-EQ-xx

Equalizer Plug in for 4 Port Optical Node



- Used to increase the output tilt of the receiver and on the 4 optical node.
- Available in a 2, 4, 6, 8, 10, 12, 14, 16, 18, 20 and 22 dB option.